

Nemesis Delay Firmware Update Guide and Version History

Introduction

Thank you for purchasing the Nemesis Delay. Source Audio is constantly working to maintain and improve its existing products. In order to add new features or fix functional issues, Source Audio will occasionally release firmware updates. This document describes how to download and install updates for the SA260 Nemesis Delay.

Firmware Version History

Version 1.11

- Initial public release

Version 1.12

- Added Kill Dry Mode. It must be used with trails mode also active.
- Adds support for extended preset mode
- Changed LED behavior in trails mode
- Added support for tap tempo on Control Input port
- Added Intensity/Mod/Rate knob reassignment feature

Version 1.13

- Fixes bugs introduced in 1.12

Version 1.14

- Added tap tempo subdivisions. Allows for setting of a master tempo either from the footswitch, MIDI, or Time knob. Master tempo is then scaled by a new Tap Division parameter that is preset stored and Neuro editable. Tap subdivision switch selects the same divisions as in the original release version (quarter, dotted 8th, triplet), but there are now a 12 additional subdivisions available (total of 15).
- Tap tempo subdivisions are stored per preset
- Effect selector LEDs now display the correct LED when a preset is recalled or the app is used to change the engine type. If the default engine has been overwritten, the LED will blink to indicate that it is no longer representing the default engine.
- Delay time slew between presets has been altered so it makes a clean jump without a Doppler shift.
- Global tempo obeys tap subdivisions saved in presets
- Added an offset mode (global option) for the Mix knob, where 50/50 mix is at 80% of the knob's range. This will affect existing presets in that the relative wet/dry levels may change slightly.
- External loop option must be enabled (global option) in order to use routing modes that utilize the external effects loop or feedback loop (Output 2 -> Input 2).

- Oil Can engine was changed to use fixed delay offsets on secondary taps.
- Complex Rhythmic engine panning and level of stereo taps was changed for better mono operation.
- Kill dry mode is now controllable via USB update software
- MIDI support for tap tempo subdivisions (CC 42)
- MIDI support for Intensity (CC 39), Mod (CC 40), and Rate (CC 41) knob remapping
- MIDI support for preset increment (CC 82) and decrement (CC 80)
- MIDI support for remote tap (CC 93)
- MIDI support for infinite hold (CC 97)
- MIDI support for bypass (CC 38 and CC 102)

Version 1.15

- Nemesis now correctly loads preset 1 at power-up.
- Tap tempo now times out relative to the last tempo input, instead of a fixed 2.5 second timeout. This allows for quicker and more intuitive tempo changes.
- Nemesis now correctly obeys the External Tap Switch Enabled hardware option between power-ups.

Version 1.16

- Fixed startup in buffered bypass mode bug: was causing pedal to be stuck in bypass after changing the bypass mode to Analog Buffered and power cycling.
- Fixed intensity knob bug: previously, when adjusting a parameter via Neuro which was already assigned to the knob and saving, the correct settings may not have been correctly recalled.
- Fixed expression and Hub expression mapping bug that was introduced in an earlier version.

Version 1.17 + Added Engines

- Added 2 new Delay Engines: Binson Drum Echo (Single Head), Binson Drum Echo (Multi-Head)
- Added new options for External Footswitch 1 & 2 assignment. Each footswitch can be independently assigned to Preset Increment, Preset Decrement, Tap Tempo, Hold (Momentary), or Hold (Latching). These are new **Global Hardware Options**
- Improved MIDI Clock receive functionality for better response to tempo changes.

Version 1.18

- Updated functionality for use with the Neuro Desktop application.
- Add Kill Dry mode
- Various functional bug fixes

Version 1.19

- Minor bug fixes to new features from 1.18

Version 1.20

- Added New MIDI functionality:
 - Bypass/Engage toggle (CC 102)
 - Preset Recall via CC in Bypass state (CC103)

- Preset Recall via CC in Engaged (CC104)

Updating your Nemesis Delay

All updates to the Nemesis are now done using the Neuro Desktop application (Windows/MacOS). This application can be downloaded from [sourceaudio.net](https://www.sourceaudio.net):

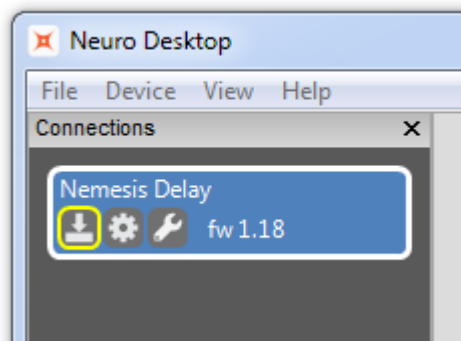
<https://www.sourceaudio.net/downloads.html>

The Neuro Desktop installer comes pre-packaged with the latest update files for the Nemesis and other Source Audio products.

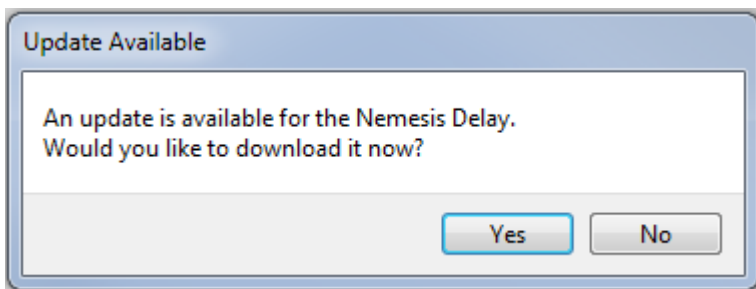
After the Neuro Desktop is downloaded and installed on your computer, run the application and connect the pedal you would like to update via USB. Please note that our pedals must be powered with a 9 Volt supply and are not capable of USB bus power.

A connected pedal will appear in the Neuro Desktop in the Connections pane.

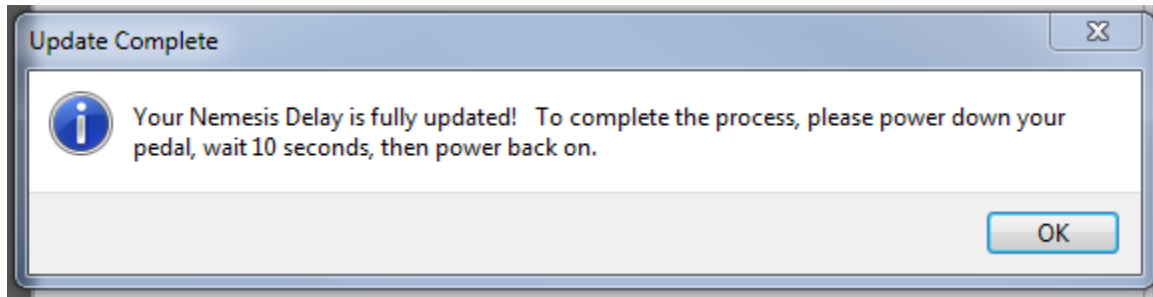
If an update is available, the Update Device button will be highlighted in yellow. Click the button to start the update process.



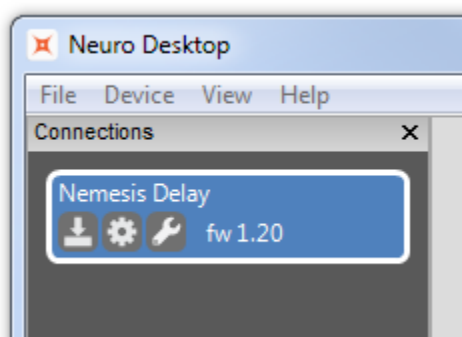
Click Yes to proceed with the update:



When the update is complete please power cycle your Nemesis to complete the update process:



Update complete:



If it's necessary to run the update again, just press the update button again to manually select a file to use for the update.

Please contact us at contact@sourceaudio.net if you need assistance.