



Spectrum Filter Firmware Update Guide and Version History

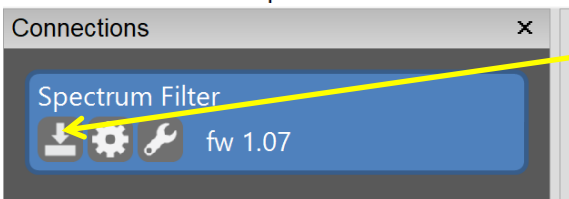
Introduction

Thank you for purchasing the Spectrum Filter. We at Source Audio are constantly working to maintain and improve our existing products. In order to add new features, engines, or fix functional issues, we will occasionally release firmware updates. Updates for the Spectrum Filter are done exclusively through the Neuro Desktop Application.

Connect the 9V power supply to the Spectrum Filter and USB to your Mac or Windows computer. Open the Neuro Desktop application and the Spectrum Filter will appear in the Connections tab. click the  (Update Device) button to download the update. If a newer file isn't automatically found, select the option to manually locate a file and navigate to the desired .saxf file on your system. Do not disconnect or power off your pedal while the update is running.

 Neuro Desktop

File Device View Help



Update Device button

Firmware Version History

Version 1.05 (Initial Public Release)

Version 1.06

- Improved Neuro Mobile compatibility with newer Android devices
- Improved response to Strymon power supply ramping. Under some circumstances, the voltage ramping previously could cause the Spectrum to not power up correctly.

Version 1.07 – Update for internal SA testing use only

Version 1.08

- Preset edit bug fix. When using Preset Mode, the main LED was blinking in some cases even when the preset had not actually been edited yet.
- Improved feature for switching preset banks when holding the footswitch. Previously, if the Neuro data (Input 2) connection was noisy, it could interfere with the bank switching features.

Version 1.11 – 7/28/2022 release date

- Added support for direct USB connection using Neuro Mobile